



SUNRISE

the dawning
of a new day

contents



classic cottage



classic studio dormer




classic garage



the cape



the dormer



7' cottage garage



7' cape garage



dutch barn garage





options/specs p. 36-37
 colors p. 38-39

classic cottage

The classic cottage is popular with customers who want to complement their upscale homes. With this model you can't go wrong.



customize your classic cottage

4

10x16 classic cottage, almond, white trim, almond corners, brown shutters, hickory shingles, 7/12 roof pitch, 24" x 36" windows, 2 vents, optional 4-lite windows in doors, 40-year architectural shingles





customize your classic cottage

10x16 classic cottage, gp gray, white trim, white corners, black shutters and doors, charcoal shingles, 7/12 roof pitch, 24" x 36" windows, 2 vents, 40-year architectural shingles



classic studio dormer

The classic studio dormer lets in
extra light with a row of transom windows.
You'll love this design.



customize your classic studio dormer

6

10x16 classic studio dormer, flint, white trim, white corners,
black shutters, charcoal shingles, 7/12 roof pitch, 24" x 36" windows,
4-lite windows in doors, 2 vents, 40-year architectural shingles





customize your classic studio dormer

10x18 classic studio dormer, clay, pearl trim, pearl corners, red shutters and doors, weatherwood shingles, 7/12 roof pitch, 24" x 36" windows, transom windows in doors, 2 vents, 40-year architectural shingles



classic a-frame dormer

Whether you use it for bicycles or
barbecue grills, the a-frame dormer's stunning roof line
adds a gorgeous touch to our backyard area.



customize your classic a-frame dormer

10x16 classic a-frame dormer, mist, white trim, mist corners,
black shutters, charcoal shingles, 7/12 roof pitch, 24" x 36" windows,
optional 4-lite windows in doors, 2 vents, 40-year architectural shingles





customize your classic a-frame dormer

10x16 classic a-frame dormer, red, white trim, white corners, white shutters and doors, optional transom windows in double doors, charcoal shingles, 7/12 roof pitch, 24" x 36" windows, 2 vents, 40-year architectural shingles

classic quaker

The quaker's charming style is perfect for storage, workshop or play area. Add custom features to create your own unique look.



customize your classic quaker

10

10x16 classic quaker, clay, tan trim, tan corners, forest green shutters and doors, weatherwood shingles, 24" x 36" windows, optional 4-lite windows in doors, 2 vents, 40-year architectural shingles





customize your classic quaker

10x16 classic quaker, clay, tan trim, tan corners, black shutters and doors, weatherwood shingles, 24" x 36" windows, optional transom windows in doors, optional alpine style shutters, 2 vents, 40-year architectural shingles



classic dutch barn

Our classic dutch barn takes the style to extremes, offering maximum headroom and storage space for a shed of its size.



customize your classic dutch barn

10x16 classic dutch barn, flint, white trim, white corners, black shutters, charcoal shingles, 24" x 36" windows, optional 4-lite windows in doors, 2 vents, 40-year architectural shingles





customize your classic dutch barn

10x16 classic dutch barn, tan, navajo white trim, navajo white corners, navajo white shutters and doors, mission brown shingles, 24" x 36" windows, optional 3' door with transom window, optional transom windows above double doors, 2 vents, 40-year architectural shingles



classic garage

Perfect for storing cars, lawn mowers and more, the classic cottage garage has plenty of design options to tailor your garage to your specific needs.



customize your classic garage

12x20 classic garage, flint, white trim, flint corners, black shutters, charcoal shingles, 24" x 36" windows, optional 9-lite window in door, 2 vents, 40-year architectural shingles





customize your classic garage

12x20 classic garage, almond, white trim, white corners, red shutters and doors, shakewood shingles, optional double 24" x 36" windows, 2 vents, 40-year architectural shingles



the cape

Reminiscent of a seaside setting, the cape features a minimalist style that you'll love year after year. As practical as it is beautiful.



customize your cape

10x16 cape, flint, white trim, flint corners, black shutters, charcoal shingles, optional 24" x 36" windows, 7/12 roof pitch, optional 2 vents, 40-year architectural shingles





customize your cape

10x14 cape, pearl, white trim, white corners, black shutters, charcoal shingles, 18x27 windows, optional 2 vents, 40-year architectural shingles



the dormer

Whether you use it for bicycles or barbecue grills, the dormer's stunning roof line adds a gorgeous touch to your backyard area.



18

customize your dormer

10x16 a-frame dormer, tan, white trim, tan corners, black shutters, charcoal shingles, 18" x 27" windows, optional 2 vents, 40-year architectural shingles





customize your dormer

10x16 a-frame dormer, gray, white trim, gray corners, black shutters, charcoal shingles, optional 24" x 36" windows, optional 2 vents, 40-year architectural shingles

the cottage

The cottage features classic styling. Place it anywhere in your back yard to add understated elegance — and much-needed storage.



20

customize your cottage

10x16 cottage, tan, white trim, tan corners, black shutters, weatherwood shingles, 18" x 27" windows, 5/12 roof pitch, optional 2 vents, 40-year architectural shingles





customize your cottage

10x14 cottage, ronks gray, white trim, white corners, black shutters and doors, charcoal shingles, 18" x 27" windows, 5/12 roof pitch, optional 2 vents, 40-year architectural shingles



the quaker

The quaker's charming style is perfect for storage, workshop or play area. Add custom features to create your own unique look.



customize your quaker

22

10x16 quaker, tan, white trim, tan corners, brown shutters, weatherwood shingles, 18" x 27" windows, optional 2 vents, 40-year architectural shingles





customize your quaker

10x14 quaker, tan, clay trim, clay corners, dark green shutters and doors, weatherwood shingles, 18" x 27" windows, optional 2 vents, 40-year architectural shingles



the dutch barn

The dutch barn's roof line makes a unique statement. And this shed style has plenty of space for whatever you have in mind.



customize your dutch barn

24

10x16 dutch barn, mist, white trim, mist corners, dark gray shutters, pewter gray shingles, 18" x 27" windows, optional 2 vents, 40-year architectural shingles





customize your dutch barn

10x16 dutch barn, tan, white trim, white corners, red shutters, weatherwood shingles, 18" x 27" windows, optional 2 vents, 40-year architectural shingles

7' cottage garage

Whether you need small space for a riding mower or a full sized structure for your pride and joy, this garage is for you.



26

customize your 7' cottage garage

12x28 7'-cottage garage, gray, white trim, gray corners, black shutters, pewter gray shingles, 18" x 27" windows, 5/12 roof pitch, optional 2 vents, 40-year architectural shingles





customize your 7' cottage garage

12x24 7' cottage garage, tan, white trim, white corners, red shutters, weatherwood shingles, optional 24" x 36" windows, 5/12 roof pitch, optional 2 vents, 40-year architectural shingles



7' cape garage

Customize your 7'-cape garage with shelving, lofts, a variety of colors, and much more for your own unique storage space.



customize your 7' cape garage

10x16 7'-cape garage, tan, white trim, tan corners, red shutters, weatherwood shingles, 18" x 27" windows, 7/12 roof pitch, optional 2 vents, 40-year architectural shingles





customize your 7' cape garage

10x16 7'-cape garage, gp gray, white trim, white corners, black shutters, charcoal shingles, optional 18" x 36" windows, 7/12 roof pitch, optional 2 vents, 40-year architectural shingles



dutch barn garage

With the higher interior,
the dutch barn garage is perfect for anyone who
needs some extra overhead storage.



customize your dutch barn garage

12x24 dutch barn garage, flint, white trim, flint corners,
black shutters, charcoal shingles, optional 24" x 36" windows,
optional 2 vents, 40-year architectural shingles





customize your dutch barn garage

12x24 dutch barn garage, tan, white trim, white corners, red shutters, weatherwood shingles, optional 24" x 36" windows, optional 2 vents, 40-year architectural shingles



mini barn

The mini barn is a simple yet practical design with the price in mind.



customize your mini barn

32

8x10 mini barn, gray, white trim, gray corners, pewter gray shingles, 40-year architectural shingles



When a basic shed is what you're looking for, the economy cottage is the answer. Functional and affordable.

economy cottage



customize your economy cottage

8x12 economy cottage, clay, white corners, weatherwood shingles






options



2 panel 9 lite door



4 panel 4 lite door



2 panel 11 lite door



transom windows
above double doors



double doors with
transom windows



arched double doors



arched single door



window box



gable overhangs



wood corners



door pin



ramp

shed specifications



24" x 36" window
with picture frame trim
and shutters



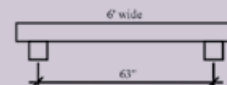
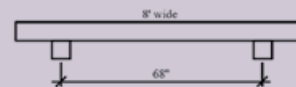
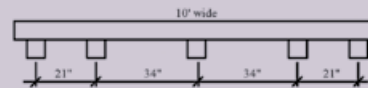
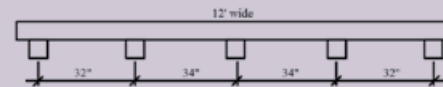
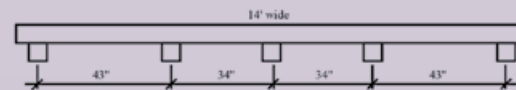
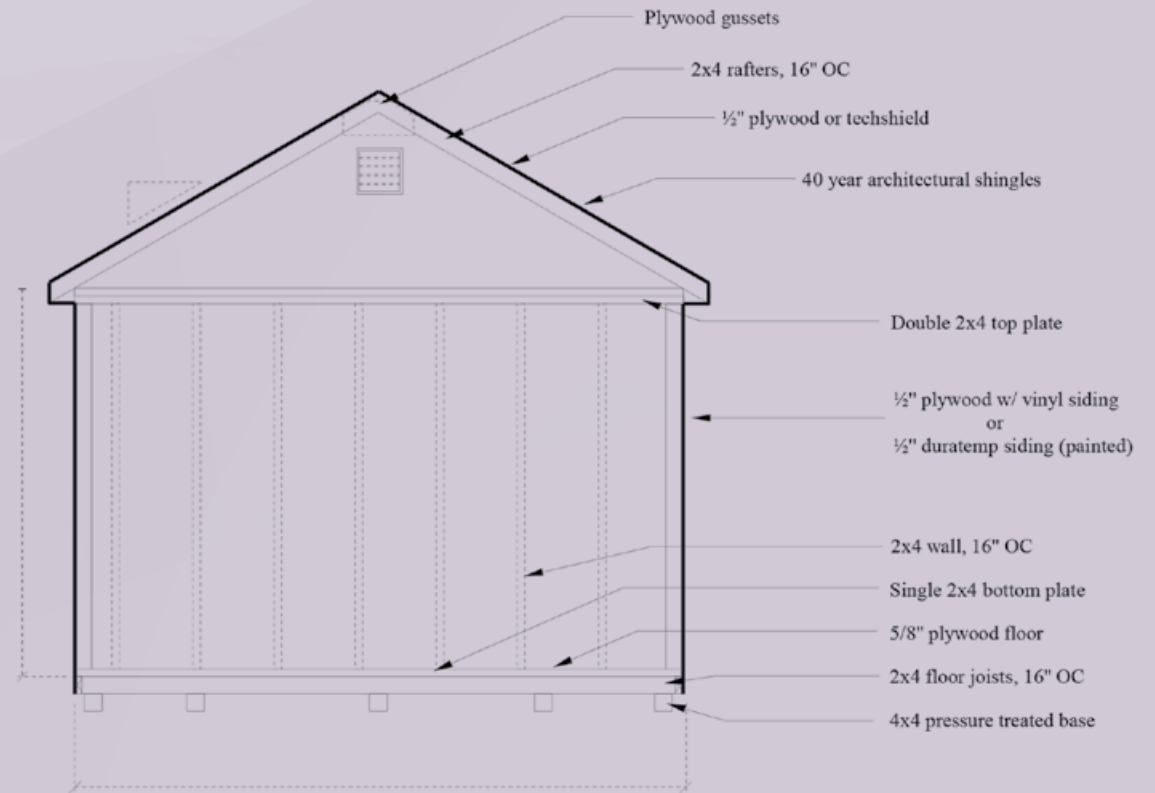
24" x 36" window
with picture frame trim
and wood shutters



painted shed gable vent



vinyl shed gable vent



lofts & shelves



colors

available shingle colors



barkwood



shakewood



hickory



slate



mission brown



williamsburg slate




hunter green



pewter gray



charcoal



weathered wood




fox hollow gray




blue

available aluminum trim colors



tan



light blue




light gray



cream



almond




pearl




white




clay




dark blue




dark gray




dark green



red



dark brown



black

available vinyl colors



white gray pearl flint




clay mist cream blue



olive almond tan

available paint colors



black dark brown chestnut buckskin



tan red dark green dark gray



cream gp gray almond



belmont blue ronks gray clay



navajo white pearl white



the dawning
of a new day