

# LuxWood

Home & Office Furniture



Quality Office Furniture

Desks | Chairs | Bookshelves | Credenzas | Files



Catalog  
2023

# *Delivering Style & Excellence*

TO PROVIDE YOU WITH AN ORGANIZED AND COMFORTABLE WORKPLACE

Designed with attention to detail and high quality products, our furniture will give you the quality you desire. We use solid wood and select veneers. Our furniture is finished to resist staining and marring. All of our styles, wood, stains, distressing, paint, fabric and hardware options will coordinate perfectly with your choice of furniture—and you!

From the placement of your order, to the delivery and installation of your furniture, we will handle it all with great care. We give you the quality furniture at a reasonable price!






# *LuxWood*

Home Office Furniture



# Table of Contents



## *Newport*

DESK GROUP . . . . . 8



## *Eshton*

DESK GROUP . . . . . 12




## *Loft*

DESK GROUP . . . . . 26



## *Westin*

LIFT DESKS . . . . . 28



## *Shelton*


DESK GROUP . . . . . 30



## *Office Pro*

DESK GROUP . . . . . 34






## *Belmont*

DESK GROUP . . . . . 38



## *Hampton*

DESK GROUP . . . . . 42




## *Harrington*

DESK GROUP . . . . . 46



## *File Storage*

. . . . . 49



## *Office Chairs*

. . . . . 50



## *Options*

FINISH OPTIONS . . . . . 52

HARDWARE OPTIONS . . . . . 55

WARRANTY . . . . . 58

CARE GUIDE . . . . . 59

# Newport

## DESK GROUP

With its rustic intricate design on the side panels and raised drawer fronts, the Newport Desk Group combines contemporary furniture styles with the rustic.





# Newport

LARGE COMPUTER CREDENZA

Newport Large Hutch (4112)  
 59 1/2"W x 10"D x 23"H  
 Monitor Area - 30 1/2"W x 16 1/2"H



Newport Large Credenza (4120)  
 59 1/2"W x 23"D x 30"H



*Shown in  
 Brown Maple  
 with Kona Stain*

## STANDARD FEATURES

### Large Credenza (4120)

- Keyboard Tray
- Two File Drawers
- Dovetail Drawer Boxes
- Printer Pullout
- Two Pencil Drawers with Pencil Tray
- Two Divided Drawers
- One Adjustable Shelf
- Full Extension Ball Bearing Drawer Slides
- Desktop Grommet

### Optional Upgrades

#### Large Credenza (4120)

- Locking File Drawers





# Newport

SMALL COMPUTER CREDENZA



*Shown in  
Brown Maple*

## STANDARD FEATURES

### Small Credenza (4118)

- Keyboard Tray
- Divided Drawer with Pencil Tray
- File Drawer
- Dovetail Drawer Boxes
- Printer Pullout
- One Adjustable Shelf
- Full Extension Ball Bearing Drawer Slides

### Kneehole Desk (4122)

- Pencil Drawer
- Two File Drawers
- Four Divided Drawers

## OPTIONAL UPGRADES

### Small Credenza (4118)

- Locking File Drawers
- Desktop Grommet

### Kneehole Desk (4122)

- Keyboard Tray instead of Pencil Drawer
- Locking File Drawers
- Desktop Grommet



**Newport Kneehole Desk (4122)**

62½"W x 23"D x 30"H

*Shown in Brown Maple with  
OCS-109 S12 Stain*



**Newport Small Credenza (4118)**

44"W x 23"D x 30"H

**Newport Small Hutch (4110)**

44"W x 10"D x 14"H



# Newport

LEANIN BOOKSHELF & DESK



Newport Leanin Bookshelf (4126)  
33"W x 14½"D x 85"H  
*Shown with Onyx stained uprights and Antique Slate shelves.*



Newport Leanin Desk (4124)  
33"W x 19½"D x 85"H  
*Shown with Onyx stained uprights and Antique Slate shelves.*



## STANDARD FEATURES

### Leanin Bookshelf (4126)

- Five Shelves
- Built with Brown Maple shelves and Poplar uprights

### Leanin Desk (4124)

- Two Bookshelves
- 19½" deep x 30" high desktop work area
- Built with Brown Maple shelves and Poplar uprights



*Shown in Optional Two-Tone Finish  
Classic White with Antique Slate Top*



#### Newport Desk Table (4116)

*Comes standard with a pencil drawer.  
Optional upgrade includes keyboard tray.*

**44"W x 22"D x 30"H**

*Shown in Brown Maple with Kona Stain*



# Newport

ADDITIONAL ACCESSORIES



Newport Desk Chair  
(1570DC-L-44)  
Features leather seat and gas lift.  
Seat height from 19"-22".  
23"W x 22"D x 38"H  
*Shown in Brown Maple with  
OCS109 S-12 Stain*



Newport Side Chair  
(1570SC)  
17"W x 17"D x 38"H  
*Shown in Brown Maple*



Newport Corner Table (4114)  
22"W x 23"D x 30"H  
*Shown in Brown Maple with Kona Stain*



Newport File (4128)  
22"W x 23"D x 25½"H  
Features one divided drawer  
and one file drawer (stores letter or legal  
files). Dovetailed full extension drawers.  
*Shown in Brown Maple with Antique Slate stain.*

# Eshton

## DESK GROUP

Define your space and style with the simple elegance of the Eshton Desk Group. Choose from an assortment of desks, bookcases and file cabinets to create the office space that works for you.











## STANDARD FEATURES

*Shown in Maple with Dark Walnut Stain*

### **Executive Desk (5010)**

- Dovetail Drawer Boxes
- Full Extension Ball Bearing Drawer Slides
- Two File Drawers
- Four Divided Drawers
- Pencil Drawer
- Two Writing Tray Pullouts
- Two Desktop Grommets
- Finished Back

### **OPTIONAL UPGRADES**

#### **Executive Desk (5010)**

- Keyboard Tray instead of Pencil Drawer
- Locking File Drawers
- Two tone Finish



Eshton Executive  
Desk (5010)  
70"W x 30"D x 30"H





Eshton Storage Credenza (5012)  
68"W x 23"D x 30"H

## STANDARD FEATURES

### Storage Credenza (5012)

- Dovetail Drawer Boxes
- Four File Drawers - holds letter or legal size files
- One Adjustable Shelf
- Full Extension Ball Bearing Drawer Slides
- Soft Close Hinges

### Hutch Tops (5014, 5016, 5018)

- Soft Close Hinges
- Adjustable Shelves

## OPTIONAL UPGRADES

### Storage Credenza (5012)

- Locking File Drawers

### Hutch Tops (5014, 5016, 5018)

- LED Lighting

### 3 Hutch Options Available for Storage Credenza



Eshton Hutch Top with  
Wood Doors (5016)  
*With 6 adjustable shelves  
inside doors*  
68"W x 14"D x 48"H



Eshton Hutch Top with  
Upper Wood Doors  
(5014)  
*With 2 adjustable shelves  
inside doors*  
68"W x 14"D x 48"H



Eshton Hutch top with Divided  
lite Glass doors (5018)  
*With 6 adjustable shelves  
inside doors*  
68"W x 14"D x 48"H  
*Optional: LED lighting*



*Shown with Righthand Return  
Shown in Maple with Asbury Stain*

## STANDARD FEATURES

### **L-Shape Desk (5020)**

- Right Hand Return
- Full Extension Ball Bearing Drawer Slides
- Dovetail Drawer Boxes
- Pencil Drawer (return side)
- Keyboard Tray in Desk
- Finished Back

### OPTIONAL UPGRADES

#### **L-Shape Desk (5020)**

- Left Hand Return



**Eshton L-Shape  
Desk (5020)**  
58"W x 58"D x 30"H



**Hutch with Single  
Door (5022)**  
58"W x 13"D x 24"H





**Printer Cabinet (5030)**  
35½"W x 25"D x 30"H  
*One adjustable shelf inside doors*

**3 Hutch Options Available for Printer Cabinet**  
*Also fit Lateral File Cabinet on p. 19*



**Hutch Top with Glass Doors (5036)**  
35½"W x 14"D x 48"H  
*With Three adjustable shelves*



**Hutch Top Open (5032)**  
35½"W x 14"D x 48"H  
*With Three adjustable shelves*



**Hutch Top with Wood Doors (5034)**  
35½"W x 14"D x 48"H  
*With Three adjustable shelves*



**Low File Cabinet (5026)**  
22"W x 23"D x 23"H  
*1 Divided Drawer & 1 File Drawer*

**Eshton Desk Chair (5024)**  
*Available in Oak, Brown Maple, Cherry, and Qtr Sawn White Oak*

24"W x 20"D x 38"H  
Seat - 18 1/2" x 17 1/2"  
Seat - 18"x 19"  
Seat Height - 18" – 21"  
*Shown in Brown Maple, Asbury stain*





## STANDARD FEATURES

### Corner Desk (5064)

- Keyboard Tray
- Two Divided Drawers
- Two Writing Tray Pullouts
- Pencil Tray
- Three File Drawers
- Desktop Grommet
- Flip-up Corner Desktop
- Dovetail Drawer Boxes
- Full Extension Ball Bearing Drawer Slides

### OPTIONAL UPGRADES

#### Corner Desk (5064)

- Pencil Drawer instead of Keyboard Tray
- Locking File Drawers



Eshton Corner Desk (5064)

73"W x 73"D x 30"H

Shown in Brown Maple with OCS Rich Cherry Stain





Student Desk  
Hutchtop (5091)  
47 3/4"W x 11 1/2"D x 28"H  
23 1/4"W x 20"H Monitor  
Opening Size



Eshton Student  
Desk (5090)  
47"W x 13"D x 24"H  
*Shown in Brown Maple  
with OCS 119 Cappuccino  
Stain, 602-96SIM pulls*



**Alternate Hutch Top Option**  
Bookcase Hutch top (5092)  
47 3/4"W x 13"D x 24"H

## STANDARD FEATURES

### Student Desk (5090)

- Pencil Drawer
- One Divided Drawer with Pencil Tray
- One File Drawer (holds letter or legal size files)
- Dovetailed Drawer Boxes
- Full Extension Ball Bearing Drawer Slides
- 1" thick Desktop

### Student Desk Hutch Top (5091)

- Cubbies
- Paper Slots
- Bookshelf Top

### File Cabinets (5056, 5058, 5059, 5072)

- Dovetailed Drawer Boxes
- Full Extension Ball Bearing Drawer Slides
- Holds Letter or Legal Size Files

## OPTIONAL UPGRADES

### File Cabinets (5056, 5058, 5059, 5072)

- Locking Drawers

*Shown in Brown Maple  
with OCS Coffee Stain*



2 Drawer File  
Cabinet (5056)  
*Stores letter or  
legal size files.*  
22"W x 25"D x 30"H



3 Drawer File  
Cabinet (5058)  
*Stores letter or legal size files.*  
22"W x 25"D x 42 1/2"H



4 Drawer File  
Cabinet (5059)  
22"W x 25"D x 55"H



*Lateral File  
shown with  
file bar system.*



Lateral File (5072)  
*Stores letter or legal size files.  
See hutch top options on p. 17*  
35 1/2"W x 25"D x 30"H  
*Shown in Brown Maple with  
OCS 227 Rich Cherry*



### Eshton Lift Desk Table (5094) 28"H (min) to 47" (max)

*The ability to sit or stand, with adjustable height, increases productivity and alertness.*

**NOW AVAILABLE IN TWO SIZES!**

(5094) 50"W x 28"D

**NEW!** (5098) 60"W x 30"D



**Work Smarter  
Be Healthier**  
with a Lift Desk

## STANDARD FEATURES

### Lift Desk Table (5094)

- 1" Desktop
- Pencil Drawer
- Desktop Power Supply
- Lift features dual motor system with four programmable memory settings. Max weight 220 lbs, lift speed 1.5"/second.
- Base width 27-1/2"

### Stand Up Desk (5088)

- Pencil Drawer with Pencil Tray
- Solid wood construction
- 1" Desktop





**Eshton Hutch (5082)**

Monitor Space:  
26"W x 21½"H;  
68"W x 15"D x 42"H

**Eshton Double Pedestal Desk (5066)**

68"W x 25"D x 30"H

## STANDARD FEATURES

### Double Pedestal Desk (5066)

- Dovetail Drawer Boxes
- Full Extension Ball Bearing Drawer Slides
- Two File Drawers
- Four Divided Drawers
- Pencil Tray
- Keyboard Tray
- Two Writing Tray Pullouts
- Desktop Grommets

### Eshton Hutch (5082)

- Open center with Wood Back
- Flat Panel Doors
- Two Adjustable Shelves

### Eshton Hutch (5086)

- Open center with Wood Back
- Two Small Doors
- Four Small Drawers
- Four Mail Cubbies

### Desk Table (5074)

- Pencil Drawer

### Small Hutch (5015)

- Six Dovetailed Drawers
- Six Mail Cubbies

### Stand Up Desk (5088)

- Pencil Drawer with Pencil Tray
- Solid wood construction
- 1" Desktop

### Alternate Hutch Top Option for 5066

Eshton Hutch (5086)  
Open Space: 25½"W x 12"H;  
68"W x 13"D x 19"H



## OPTIONAL UPGRADES

### Double Pedestal Desk (5066)

- Pencil Drawer instead of Keyboard Tray
- Locking File Drawers
- Exterior Finished Back

### Eshton Hutch (5082)

- Solid Wood Tongue & Groove Back
- LED Lights
- Glass Doors

### Desk Table (5074)

- Keyboard Tray



**Small Eshton Hutch (5015)**

48"W x 11¼"D x 15"H

**Eshton Desk Table (5074)**

50"W x 25"D x 30"H

*Shown in Brown Maple  
with Two-Tone Black  
Rub-through &  
OCS 225 Mission Maple*



**Eshton Stand Up Desk (5088)**

50"W x 25"D x 42"H

*This desk provides a standing height desktop without the cost of the adjustable height lift.  
Perfect for those who need a fixed height work surface.*

*Shown in Brown Maple with OCS 228 Rich Tobacco Stain*



## STANDARD FEATURES

### Eshton Hutch (5079)

- Two Adjustable Shelves
- Two Fixed Shelves with Wood Back

### Single Pedestal Desk (5054)

- Dovetail Drawer Boxes
- File Drawer
- Keyboard Tray
- Two Divided Drawers with a Pencil Tray
- Righthand Drawer Pedestal
- Writing Tray Pullout
- Desktop Grommet
- Open Side & Back in Knee-hole
- Full Extension Ball Bearing Drawer Slides

### Eshton Hutch (5027)

- Four Dovetail Drawers
- Two Shelves
- Mail Cubbies
- Wood Back

### Eshton Desk Table (5075)

*Comes standard with a pencil drawer. Optional upgrade includes keyboard tray.*

50"W x 25"D x 30"H



## OPTIONAL UPGRADES

### Eshton Hutch (5079)

- Solid Wood Tongue & Groove Back
- LED Lights

### Single Pedestal Desk (5054)

- Pencil Drawer instead of Keyboard Tray
- Lefthand Drawer Pedestal
- Exterior Finished Back
- Closed Side & Back Panel
- Locking File Drawers





*Eshton*



Eshton Hutch (5027)  
Monitor Space: 23½"W x 20"H  
48"W x 11¼"D x 27"H

Eshton Single Pedestal  
Desk (5054)  
50"W x 25"D x 30"H



Eshton Hutch (5079)  
52½"W x 18"D x 47"H

Corner Table (5076)

32"W x 25"D x 30"H

*Shown in Brown Maple with Two-Tone Black Rub-through & OCS 113 Michaels Stains*



Eshton Corner  
Table (5077)  
25"W x 25"D x 30"H





## STANDARD FEATURES

### Open Bookcase (5060)

- Two Adjustable Shelves

### Bookcase (5062)

- Divided Lite Glass Doors

### 5' Bookcase Open (5065)

- Four Adjustable Shelves (12"D)

### 6' Bookcase Open (5067)

- Five Adjustable Shelves (12"D)

### 5' Bookcase w/ Divided Lite Glass Doors (5069)

- Four Adjustable Shelves (12"D)

### 6' Bookcase w/ Lower Doors (5071)

- Four Adjustable Shelves (12"D)

## OPTIONAL UPGRADES

### Bookcase (5062), (5069)

- SpecialtyGlass
- Glass Shelves
- LED Lighting

### Bookcases (5065, 5067, 5069, 5071)

- LED Lighting



Eshton 6 Ft Bookcase,  
Open (5067)

36"W x 15½"D 72"H

*Shown in Oak with Tavern Stain*



Eshton 6 Ft Bookcase  
with Lower Doors (5071)

36"W x 15½"D 72"H

*Shown in Oak with Tavern Stain*



Eshton 5 Ft  
Bookcase Open (5065)

36"W x 15½"D 60"H

*Shown in Oak with Tavern Stain*



Eshton 5 Ft Bookcase  
with 10 Lite Glass Doors  
(5069)

36"W x 15½"D 60"H

*Shown in Oak with Tavern Stain*



Eshton Open Bookcase  
(5060)

36"W x 15½"D x 42½"H

*Shown in Brown Maple with  
OCS Coffee Stain*



Eshton Bookcase  
(5062)

36"W x 15½"D x 42½"H

*Shown in Brown Maple with  
OCS Coffee Stain*

# Loft

## DESK GROUP

The Loft Group brings a unique charm to the look of your office space. It combines the rustic farmhouse vibe of reclaimed barnwood with another species of wood, resulting in high contrast furniture.



### WORK SMARTER, BE HEALTHIER

- Ability to Sit or Stand with Adjustable Height
- Encourages Good Posture & Increased Movement
- Increases Productivity & Alertness
- Multiple Health Benefits

**Lift Desk Table  
with Barnwood Top**  
28"H (min) to 47" (max)  
**NOW AVAILABLE IN TWO SIZES!**  
(1001) 50"W x 28"D  
**NEW!** (1002) 60"W x 30"D (shown)



## STANDARD FEATURES

### Lift Desk Table w/ Barnwood Top (1001), (1002)

- 1 1/2" Desktop
- Pencil Drawer
- Lift features dual motor system with four programmable memory settings. Max weight 275 lbs, lift speed 1.5"/second.
- Base width 27-1/2"

### Desk (1004) & Computer Hutch (1006)

- Dovetail Drawers
- Full Extension Bearing Slides
- Two-tone Finish

### OPTIONAL UPGRADES

### Desk (1004) & Computer Hutch (1006)

- Drawer Locks

*Loft*

### ADDITIONAL LOFT ITEMS AVAILABLE:

- Loft Lateral File 2-Drawer (1010)
- Loft 2-Drawer File (1008)
- Loft 4 Door Hutch w/ Cubbies (1012)
- Loft 2 Door Hutch (1014)

Barnwood  
Top



### Desk (1004)

68"W x 30"D x 30"H

### Computer Hutch (1006)

68"W x 13"D x 19"H

*Shown in Brown Maple / Barnwood, Briar stain with Canyon Oak on Barnwood*



# Westin

## LIFT DESKS

Upgrade your office comfort and presentation all in one piece of furniture,  
the Westin Lift Desk. Back or shoulder pain from sitting all day?

Now you can stand to work when you need a stretch.





# Westin



**Westin Lift Desk (9010-22-BLK)**  
 68"W x 30"D with Adjustable Height  
 24"H (min) to 49.5" (max)  
 25" W Knee-hole Space  
*Also available with  
 Reclaimed Barnwood Top (9000), (not pictured)*

Executive  
 Style Finished  
 Back for a  
 professional  
 presentation

*The ability to sit or stand, with adjustable  
 height, increases productivity and alertness.*



**Westin Single Pedestal Lift Desk (9012)**  
 52"W x 30"D with Adjustable Height  
 24"H (min) to 49.5" (max), 25" W Knee-hole Space  
*Shown in OCS 135-Driftwood*



## STANDARD FEATURES

### Westin Lift Desk (9010-22-BLK)

- Solid Wood Desktop with furniture grade veneer-core panels for less weight
- Pencil Drawer
- 2 Divided Drawers
- 2 File Drawers, will hold letter or legal-sized files
- Dovetailed drawers with full extension ball bearing slides
- Base width 27-1/2"
- Power Supply Mounted in Desktop - centered right to left along back edge
- Executive Style finished back
- Control panel with 3 programmable preset heights and reminder function
- Adjustable lift mechanism with 2-year Limited Warranty, 275 lb. load rating
- Wood desk without lift mechanism weighs 145 lbs allowing for 130 lb load
- Total Weight 220 lbs.

### Westin Lift Desk (9012-22-BLK)

- Solid Wood Desktop with furniture grade veneer-core panels for less weight
- Pencil Drawer
- 1 Divided Drawers
- 1 File Drawers, will hold letter or legal-sized files
- Dovetailed drawers with full extension ball bearing slides
- Base width 27-1/2"
- Power Supply Mounted in Desktop - centered in knee-hole area along back edge
- Executive Style finished back
- Control panel with 3 programmable preset heights and reminder function
- Adjustable lift mechanism with 2-year Limited Warranty, 275 lb. load rating

# Shelton

## DESK GROUP

Drawing from the lines of our popular Eshton model, this desk group features recessed door and drawer panels. The transitional style will complement most modern offices, while blending well with older architecture.





# Shelton

## DOUBLE PEDESTAL DESK & HUTCH



Double Pedestal Desk (8002)

68"W x 25"D x 30"H

Hutch with Cubbie (8010)

Monitor Space: 25½"W x 22½"H

68"W x 15"D x 48"H

*Shown in Brown Maple with  
OCS Mission Maple Stain*



## STANDARD FEATURES

### Double Pedestal Desk (8002)

- Two Writing Tray Pullouts
- Four Divided Drawers
- Two File Drawers
- Desktop Grommets
- Keyboard Tray
- Full Extension Ball Bearing Drawer Slides
- Dovetail Drawer Boxes

### Shelton Hutch (8010)

- Six Mail Cubbies
- Flat Panel Wood Doors
- Wood Back

## OPTIONAL UPGRADES

### Double Pedestal Desk (8002)

- Pencil Drawer instead of Keyboard Tray
- Locking File Drawers

### Shelton Hutch (8010)

- Solid Wood Tongue & Groove Back
- LED Lights
- Glass Doors - Clear or Specialty Glass
- Glass Shelves



# Shelton

## EXECUTIVE DESK



*Shown in Brown Maple with  
OCS 225 Mission Maple*



*Standard Finished Back on Executive Desk*

### STANDARD FEATURES

#### **Executive Desk (8032)**

- Pencil Drawer
- Two Writing Tray Pullouts
- Four Divided Drawers
- Two File Drawers
- Desktop Grommets
- Exterior Finished Back
- Full Extension Ball Bearing Drawer Slides
- Dovetail Drawer Boxes

#### OPTIONAL UPGRADES

#### **Executive Desk (8002)**

- Locking File Drawers
- Keyboard Tray instead of Pencil Drawer



**Shelton Executive Desk (8032)**

70"W x 32"D x 30"H



**Shelton Large  
Bookcase (8008)**

*Standard with clear glass  
doors and wood shelves.  
Optional upgrades include  
specialty glass, glass shelves,  
solid wood tongue and  
groove back & LED Lights.  
64"W x 15"D x 54"H*

*Shown in Brown Maple with OCS Mission Maple Stain*



# Shelton

CORNER DESK



**Shelton Corner Desk (8034)**  
63"W x 63"D x 30"H, 23"D Desktop,  
27"W Kneehole Space

*Shown in Brown Maple with Elm Tops  
and drawer front panels, optional two  
tone finish. OCS 230 Onyx and OCS 113  
Michaels Cherry stain. 650-96DBAC pulls*

**Shelton Corner Computer  
Hutch (8036)**  
50"W x 12"D x 22 1/2"H,  
31 1/2"W x 20"H Monitor Opening Size

*Shown in Brown Maple with Elm Top,  
optional two tone finish. OCS 230 Onyx  
and OCS 113 Michaels Cherry stain.*

## STANDARD FEATURES

### Corner Desk (8034)

- Keyboard Tray in Kneehole Space
- Four Divided Drawers
- Two File Drawers (letter or legal)
- Dovetailed Drawer boxes with full ball bearing drawer slides.
- Solid wood construction with 1" thick desktop

### Computer Hutch (8036)

- Solid wood construction with 1" thick top

## OPTIONAL UPGRADES

- Locking Drawers
- Pencil Drawer instead of Keyboard Tray



**Double Lateral  
File (8004)**  
*Stores letter or legal  
size files.*  
64½"W x 25"D x 30"H



**2 Drawer File  
Cabinet (8012)**  
*(not pictured) Stores  
letter or legal size files.*  
22"W x 25"D x 30"H

**Lateral File (8006)**  
*Stores letter or  
legal size files.*  
35½"W x 25"D x 30"H



# Office Pro

## DESK GROUP

For office furniture that inspires creativity and productivity,  
the Office Pro Desk Group is designed to match your style and budget.





# Office Pro

EXECUTIVE COLLECTION GROUP



Office Pro Group (6200)  
Complete 6 Piece  
88½"W x 88½"D x 78"H

Heritage Office Chair (68L)  
26"W x 18"D x 35-39"H  
See page 40 for more information



## STANDARD FEATURES

### Office Pro Group (6200)

- Raised Panel Doors, Drawer Fronts and Sides
- Keyboard Tray in Corner
- Printer Pullout
- CPU Storage
- File Drawer
- Writing Tray Pullout
- Two Divided Drawers (one with pencil tray)
- Dovetail Drawer Boxes
- Full Extension Ball Bearing Drawer Slides
- Three Desktop Grommets

### OPTIONAL UPGRADES

#### Office Pro Group (6200)

- LED Lights
- Solid Wood Tongue & Groove Back
- Glass Doors
- Glass Shelves
- Locking File Drawers

Corner Desk (6230) (A)  
*Featuring a keyboard tray & bottom shelf.*  
45¾"W x 45¾"D x 30"H


Corner Computer Hutch (6214) (B)  
45¾"W x 45¾"D x 14"D x 48"H

Right Hutch (4214R) (C)  
42"W x 14"D x 48"H  
*Crown protrudes an additional 2½" on front & sides*

Left Hutch (4214L) (D)  
42"W x 14"D x 48"H  
*Crown protrudes an additional 2½" on front & sides*

Right Base (4230R) (E)  
42¾"W x 24½"D x 30"H

Left Base (4230L) (F)  
42¾"W x 24½"D x 30"H



*Shown in Cherry with Standard Distressing Finish and Harvest Stain.*





## STANDARD FEATURES

*Shown in Maple with Asbury Stain.*

*Wall unit as shown consists of 3 lateral files and 3 bookcase hutches bolted together.*

### Executive Desk (6300)

- Pencil Drawer with Pencil Tray
- 2 Writing Tray Pullouts
- 4 Divided Drawers
- 2 File Drawers
- 2 Desktop Grommets
- Dovetail Drawer Boxes
- Full Extension Ball Bearing Drawer Slides
- Raised Panel Doors, Drawer Fronts, Sides, and Back

### OPTIONAL UPGRADES

#### Executive Desk (6300)

- Locking File Drawers
- Keyboard Tray instead of Pencil Drawer



*Raised Panel  
Back View*

*Note: This desk is built in four pieces and bolts together upon installation. This makes it possible to get through narrow doorways.*



**Raised Panel Executive  
Desk (6300)**

70"W x 36"D x 30"H

*Shown in Cherry with Standard  
Distressing Finish and Harvest Stain*



# Office Pro

EXECUTIVE DESK & ACCESSORIES

**Raised Panel Executive  
Desk (6320)**

(not shown)

65"W x 30"D x 30"H



**6' Bookcase (6240)**

*Featuring raised panel side &  
5 adjustable shelves. Crown  
protrudes an additional 2 1/2"  
on front & sides*

36"W x 13"D x 72"H



**5' Bookcase (6238)**

*Featuring raised panel side &  
4 adjustable shelves. Crown  
protrudes an additional 2 1/2"  
on front & sides*

36"W x 13"D x 60"H



**Bookcase Hutch (6234)**

*Featuring 3 adjustable shelves.  
Crown protrudes an additional  
2 1/2" on front & sides.*

31"W x 14"D x 48"H

**Lateral File (6232)**

*Stores letter or legal size files.*

33"W x 24 3/4"D x 30"H

*Shown in Cherry with OCS 116 Harvest*

# Belmont

## DESK GROUP

The ultimate in style and function, the Belmont Desk Group is a versatile workplace for your endeavors. Well designed features maximize your workspace, making your office more pleasant and productive. With a variety of hardwoods and finishes, you can create the perfect look for your office.





# Belmont

CORNER DESK GROUP

*Shown in Brown  
Maple with Standard  
Distressing and OCS  
Michaels Cherry Stain*



Belmont Corner Desk (7050) (A)  
44"W x 44"D x 30"H

Belmont Hutch (7052) (B)  
44"W x 44"W x 12 $\frac{3}{4}$ "D x 50"H  
47"W x 47"W x 15 $\frac{3}{4}$ "D at crown moulding

Lefthand Desk Base (7066) (C)  
40"W x 24"D x 30"H

Righthand Desk Base (7062) (D)  
50"W x 24"D x 30"H

## STANDARD FEATURES

- Full Extension Ball Bearing Drawer Slides
- Flat Panel Doors & Drawer Fronts with Square Pegs
- Flat Panel Sides with Square Pegs

### A - Corner Desk (7050)

- Keyboard Tray
- Two Desktop Grommets

### B - Hutch (7052)

- Open Center with Adjustable Shelf

### C - Lefthand Desk Base (7066)

- Pencil Drawer with Pencil Tray
- Writing Tray Pullout
- CPU Storage

### D - Righthand Desk Base (7062)

- Writing Tray Pullout
- Two File Drawers
- Dovetail Drawer Boxes

## OPTIONAL UPGRADES

### B - Hutch (7052)

- Solid Wood Tongue & Groove Back
- LED Lighting
- Center Lift Lid
- Center Glass Door

### D - Righthand Desk Base (7062)

- Locking File Drawers
- Replace Upper File Drawers for 2 Smaller Divided Drawers





# Belmont

## L SHAPED DESK

*Shown in Brown  
Maple with OCS 113  
Michaels Cherry Stain*

### STANDARD FEATURES

#### L-Desk (7076)

- Standard with Finished Back on Return
- Pencil Drawer with Pencil Tray
- Keyboard Tray
- Pencil Drawer
- 2 Writing Tray Pullouts
- 4 Divided Drawers
- 2 Desktop Grommets
- Dovetail Drawer Boxes
- Full Extension Ball Bearing Drawer Slides
- Flat Panel Doors, Drawer Fronts and Sides

#### Hutch (7074)

- Flat Panel Doors
- Adjustable Shelves with Wood Back

### OPTIONAL UPGRADES

#### L-Desk (7076)

- Locking File Drawers
- Keyboard Tray instead of Pencil Drawer

#### Hutch (7074)

- Solid Tongue & Groove Back
- LED Lights



#### Belmont Hutch (7074)

75 $\frac{3}{4}$ "W x 16  $\frac{3}{8}$ "D x 46"H

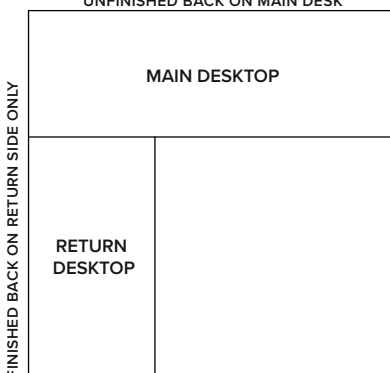
#### Belmont L-Desk (7076)

73"W x 73"D x 30"H



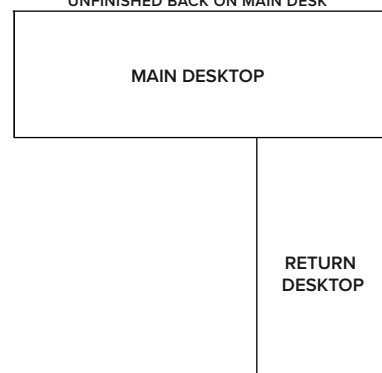
#### With Lefthand Return

UNFINISHED BACK ON MAIN DESK



#### With Righthand Return

UNFINISHED BACK ON MAIN DESK





# Belmont

ADDITIONAL ACCESSORIES



## Bookcase (7072)

Standard with clear glass in doors (as shown). Optional upgrades include specialty glass or wood doors.

48"W x 15"D x 43½"H

Shown in Brown Maple with OCS Michaels Cherry Stain



## 5 Shelf Bookcase (7054)

Five Adjustable Shelves

36"W x 13"D x 80"H

42"W x 16"D at crown moulding

Shown in Brown Maple with Standard Distressing and OCS Michaels Cherry Stain



## Lateral File (7064)

Stores letter or legal size files.

33½"W x 24"D x 30"H

Shown in Brown Maple with OCS Michaels Cherry Stain

# Hampton

---

## DESK GROUP

---

Make a powerful first impression with the Hampton Desk Group. This desk is a blend of traditional and contemporary styles. The superior craftsmanship and versatile options make any office more impressive and productive.





# Hampton

L-DESK & HUTCH

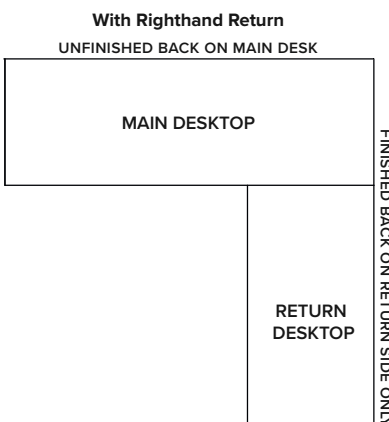
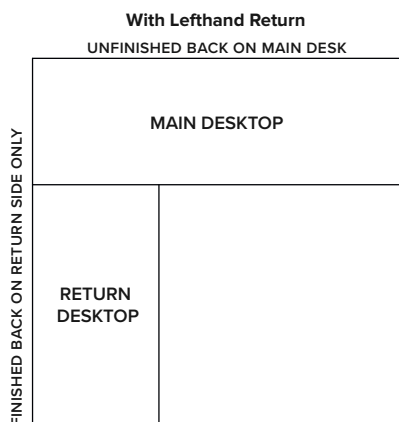


*Shown in Red Oak  
with OCS Harvest  
Stain 116.*



**Hampton Hutch (7002)**  
*Hutch top is 14" deep, crown protrudes  
3" on each end and front.*  
71"W x 14"D x 45¾"H

**Hampton L-Desk (7001)**  
*Choice of Lefthand or Righthand  
return available. Desktop is 25" deep.*  
73"W x 73"D x 30"H



## STANDARD FEATURES

### Corner Desk (7001)

- Standard with Righthand Return
- Keyboard Tray
- Pencil Drawer with Pencil Tray
- Two Writing Tray Pullouts
- CPU Storage
- Two Divided Drawers
- Full Extension Ball Bearing Drawer Slides
- File Drawer
- Finished Back on Return Side
- Two Desktop Grommets

### Hutch (7002)

- Raised Panel Doors
- Adjustable Shelves

## OPTIONAL UPGRADES

### Corner Desk (7001)

- Locking File Drawer
- Lefthand Desk Return
- Raised Panel Sides and Back

### Hutch (7002)

- LED Lighting
- Solid Wood Tongue and Groove Back
- Glass Doors
- Glass Shelves
- Raised Panel Sides



# Hampton

DOUBLE PEDESTAL DESK



Shown in Cherry  
with OCS 106  
Acres Stain

## STANDARD FEATURES

### Double Pedestal Desk (7016)

- Four Divided Drawers
- Pencil Tray
- Two File Drawers
- Dovetail Drawer Boxes
- Keyboard Tray
- Two Writing Tray Pullouts
- Full Extension Ball Bearing Drawer Slides
- Desktop Grommet

### Hutch (7018)

- Raised Panel Doors
- Open Center
- Adjustable Shelves

## OPTIONAL UPGRADES

### Double Pedestal Desk (7016)

- Locking File Drawers
- Pencil Drawer instead of Keyboard Tray
- Raised Panel Sides

### Hutch (7018)

- LED Lighting
- Solid Wood Tongue and Groove Back
- Raised Panel Sides
- Glass Doors
- Glass Shelves

### Hampton Hutch (7018)

60"W x 13"D x 45¾"H

Monitor Area: 24"W x 22"H.

*Crown moulding protrudes an additional 3" on each side and front.*



### Hampton Double Pedestal Desk (7016)

62"W x 24"D x 30"H





# Hampton

ADDITIONAL ACCESSORIES



## 5' Bookcase (7012)

*Features 3 adjustable shelves. Crown moulding protrudes an additional 3" on each side and front.*

36"W x 12"D x 60"H

*Shown in Cherry with OCS 106 Acres.*

## 6' Bookcase (7014)

*Features 4 adjustable shelves. Crown moulding protrudes an additional 3" on each side and front.*

36"W x 12"D x 72"H

*Shown in Cherry with OCS 106 Acres.*



## Lateral File Cabinet (7008)

*Stores letter or legal size files.*

33"W x 25"D x 30"H

*Shown in Red Oak with OCS Harvest Stain 116.*



*Lateral File shown with file bar system.*

# Harrington

## OFFICE GROUP

The Harrington Office Group gives you flexibility and options to maximize your workplace.

Available in Red Oak, Cherry, Maple, or Quarter Sawn White Oak  
in the stain color of your choice.





# Harrington

DESK & HUTCH



Shown in Black Rubthrough on Oak with  
OCS Coffee doors, top, crown, and back.

Harrington Computer Desk (6024) (A)  
60"W x 24¾"D x 30"H

Harrington Computer Hutch (6016) (B)  
Crown moulding protrudes 2½".  
60"W x 13"D x 48"H

Bookcase Hutch (3016) (x2) (C)  
Crown moulding protrudes an additional 2½".  
31"W x 13"D x 48"H

Lateral File Cabinet (3020) (D)  
Stores letter or legal size files.  
32"W x 24¾"D x 30"H

Printer/Fax Cabinet (3024) (E)  
32"W x 24¾"D x 30"H

## STANDARD FEATURES

### Computer Desk (6024)

- Dovetail Drawer Boxes
- Two Divided Drawers
- Pencil Tray
- File Drawer
- Keyboard Tray
- Writing Tray Pullout
- CPU Storage Compartment
- Desktop Grommet
- Full Extension Ball Bearing Drawer Slides

### Computer Hutch (6016)

- Open Center
- Raised Panel Doors

### Bookcase Hutch (3016)

- Two adjustable shelves
- 6 Lite Glass Doors

### Lateral File Cabinet (3020)

- Two dovetailed drawers

### Printer/Fax Cabinet (3024)

- Raised Panel Doors
- One Adjustable Shelf
- Desktop Grommet

## Optional Upgrades

### Computer Desk (6024)


- Locking File Drawers

### Computer Hutch (6016)

- Corkboard Back
- Solid Wood Tongue & Groove Back
- LED Lighting
- Glass Doors
- Glass Shelves

### Bookcase Hutch (3016)

- Without Doors
- Solid Wood Tongue and Groove Back



# Harrington

KNEEHOLE DESK & HUTCH



Shown Red oak with  
OCS 112 Provincial Stain

## STANDARD FEATURES

### Computer Desk (6026)

- Pencil Drawer
- Two File Drawers
- Four Divided Drawers
- Desktop Grommet

### Computer Hutch (6016)

- Open Center
- Raised Panel Doors

## OPTIONAL UPGRADES

### Computer Desk (6026)

- Keyboard Tray instead of Pencil Drawer

### Computer Hutch (6016)

- Corkboard Back
- Solid Wood Tongue & Groove Back
- LED Lighting
- Glass Doors
- Glass Shelves



Harrington Kneehole Desk (6026)

62"W x 24 ¾"D x 30"H

Harrington Computer Hutch (6016)

Crown moulding protrudes 2½".

60"W x 13"D x 48"H



# File Storage

These file cabinets are built with dovetailed drawer boxes to last a lifetime. Featuring full extension ball bearing slides, the file frame system accommodates letter or legal files and easily adjusts between file configurations. Available in oak, cherry, maple or Qtr. sawn white oak in your choice of stain and hardware.



*Shown in Cherry  
with OCS 106  
Acres Stain*

## FILING CABINETS

**2 Drawer File Cabinet (2190)**

19½"W x 24¾"D x 30"H

**3 Drawer File Cabinet (3190)**

19½"W x 24¾"D x 42½"H

**4 Drawer File Cabinet (4190)**

19½"W x 24¾"D x 54½"H

## MEDIA/FILE CABINET

*Shown in Cherry with OCS 106 Acres Stain*



**Media/File Cabinet (3044)**

*The two top drawers are 4" Deep. Bottom drawer stores letter or legal size files.*

33"W x 24¾"D x 30"H

## LATERAL FILE CABINET

*Shown in Cherry with OCS 106 Acres Stain*



**Lateral File Cabinet (3020)**

*Stores Letter or Legal Size Files.*

33"W x 24¾"D x 30"H



*File Bar System*

# Chairs

\* All swivel chairs have a gas cylinder height control with tension adjustment.



## Zynda Desk Chair (6010)

*Features gas lift and tilt lock.*

Overall: 24½"w x 29"d x 42-46"h  
Seat Depth 19"; Seat Width 20";  
Back Height 25".

*Shown in Brown Maple with Golden Brown Stain. Seat shown in Grey L/ fabric*



## Desk Arm Chair (DC55)

*Features gas lift, tilt lock, adjustable tension tilt, knee tilt for better blood circulation in legs. Available in Oak, Brown Maple, Cherry, and Qtr Sawn White Oak.*

Seat Depth 19½"; Seat Width 22";  
Back Height 27".

*Shown in Cherry with OCS 111 Boston and Black Leather*



## Houghton Arm Desk Chair (5096)

Adj. Seat Height -  
17 1/2" to 21"H

19"W between Arms

Overall Max Height - 42"

*Shown in Elm with OCS 113 Michael Cherry Stain and Black Leather Seat*



## Cascade (1126DC-L)

*Available in Oak, Brown Maple, Cherry, and Qtr Sawn White Oak.*

25"W x 16"D x 46"H

*Shown in Red Oak with OCS 113 Michaels Cherry with Black Leather Seat*

## Eshton Desk Chair (5024)

*Available in Oak, Brown Maple, Cherry, and Qtr Sawn White Oak*

24"W x 20"D x 38"H

Seat - 18 1/2" x 17 1/2"

Seat - 18"x 19"

Seat Height - 18" - 21"

*Shown in Brown Maple, Asbury stain*





\* All swivel chairs have a gas cylinder height control with tension adjustment.

# Chairs



**Clark Executive Chair (CE58)**  
Available in Oak, Brown Maple, Cherry, Qtr Sawn White Oak and Hickory. Gas lift, tilt lock, adjustable tension tilt for exact individual comfort. Available with Buckeye fabric or leather.  
Seat Depth 20", Seat Width 20½", Back Height 29"

*Shown in Brown Maple with OCS 227 Rich Cherry & Black Leather*



**Newport Desk Chair (1570DC-L-44)**  
Features leather seat and gas lift.  
Seat height from 19"-22".  
23"W x 22"D x 38"H

*Shown in Brown Maple with OCS109 S-12 Stain*



**Roxbury Arm Desk Chair (8042)**  
24"W x 17 1/2"D x 40"-44"H  
Seat - 18 1/2" x 17 1/2"  
Seat Height - 19" - 23"



**Newport Arm (1570AC)**  
Available in Oak, Brown Maple, Cherry, and Qtr Sawn White Oak.  
17"W x 17"D x 38"H  
*Shown in Brown Maple with OCS 228 Rich Tobacco*

**Newport Side (1570SC)**  
Available in Oak, Brown Maple, Cherry, and Qtr Sawn White Oak.  
17"W x 17"D x 38"H  
*Shown in Brown Maple with OCS 228 Rich Tobacco*



# Finishes

## MAPLE STAINS



OCS 104 Seely



OCS 116 Harvest



OCS 225  
Mission Maple



OCS 113  
Michaels



OCS 226 Coffee



OCS 227 Rich  
Cherry



OCS 228 Rich  
Tobacco



Dark Knight



Antique Slate

## BROWN MAPLE STAINS

*with Old World Distressing*



Antique  
Slate



Dark  
Knight



Coffee



Michaels

## TIGER MAPLE



OCS 113  
Michaels



Asbury

## CHERRY STAINS



OCS 116 Harvest



OCS 106 Acres  
Cherry



OCS 229 Bing  
Cherry



OCS 104 Seely



Nutmeg



Tavern



OCS 228 Rich  
Tobacco



Dark Knight



Smoke

## CHERRY STAINS

*with Old World Distressing*



Malagunania



Nutmeg



Acres



Kona

## PAINT COLORS

*with Old World Distressing*



Antique  
White



Chelsea  
Gray



Pearl



# Finishes

## RED OAK STAINS



## RED OAK STAINS

*with Old World Distressing*



## QTR. SAWN WHITE OAK

*with Old World Distressing*




## HICKORY STAINS



## QTR. SAWN WHITE OAK



## PAINT COLORS



WE CAN FINISH IN  
ANY OF THE OCS &  
PREMIER COLLECTION  
COLORS.

# Finishes

## Finishing

LuxWood finishes are created with both beauty and longevity in mind. Our furniture undergoes a minimum of a 6 step finishing process that allows the natural splendor of the wood to shine through while protecting it from scuffs, dents, moisture and household chemicals. Our finish choices allow you to create anything from a clear, natural wood look to a one-of-a-kind weathered heirloom appearance.

## Character Finish

These artful combinations of durable finishing and authentic hand craftsmanship create beautiful aged-looking finishes. Each of our distressed finishes begin with one of our standard stain colors. It is accented with a variety of character effects and complimented by a hand-rubbed glaze in a flat sheen topcoat. Different looks are achieved by combining various effects. See the effects listed below to choose between the Standard or Old World Distressing.



## LIGHT DISTRESSING


Our Light Distressing Includes:

**A. Worm Holes** - A specific type of physical distressing that mimics naturally produced worm holes seen in old wood.

**B. Round-Over** - Light sanding over corners and edges to soften them, creating an aged and weathered appearance.

**C. Hand Rubbed Glazes** - An added layer of beauty that accents your furniture's character marks. The glaze leaves a delicate coating over the entire surface. It adheres more visibly to corners, profile edges and detail areas

**Conversion Varnish** - High quality conversion varnish top coat.



## OLD WORLD DISTRESSING

**A. Worm Holes, B. Round-Over, C. Hand Rubbed Glazes & Conversion Varnish**

**D. Artist's Marks** - Impacting the furniture surface with various tools to reproduce wear, split marks, and other signs of age and weather.

**E. Simulated Cracks** - Marks get cut into the wood in various ways as to simulate loose joints and splits in the wood.

**F. Natural Character** - Small knots, mineral and sap may be left in the wood to add to the beauty of this aged look.

**G. Burnished Edges** - Certain edges get lightly burnished to help create that old darkened, worn edge look.



# Hardware

## FORGINGS III



**A4424-ORB**  
Oil Rubbed Bronze  
3" C/C

**A4425-ORB**  
Oil Rubbed Bronze  
1 1/4" DIA



**A4424-RBZ**  
Rustic Bronze  
3" C/C

**A4425-RBZ**  
Rustic Bronze  
1 1/4" DIA



**A4424-WI**  
Wrought Iron  
3" C/C

**A4425-WI**  
Wrought Iron  
1 1/4" DIA



**HH4424-BL**  
Matte Black  
3" C/C

**HH4425-BL**  
Matte Black  
1 1/4" DIA

## ANNADALE



**435-96BNBDL**  
Brushed Pewter  
96mm C/C

**435-BNBDL**  
Oil Rubbed Bronze  
1 1/4" SQ



**435-96DACM**  
Gun Metal  
96mm C/C

**435-DACM**  
Gun Metal  
1 1/4" SQ



**435-96DBAC**  
Brushed Oil Rubbed Bronze  
96mm C/C

**435-DBAC**  
Brushed Oil Rubbed Bronze  
1 1/4" SQ



**435-96SN**  
Satin Nickel  
96mm C/C

**435-SN**  
Satin Nickel  
1 1/4" SQ

## SONOMA



**4128-MB**  
Matte Black  
54" C/C, 6 5/16" L

**431-MB**  
Matte Black  
1 1/4" DIA



**4160-MB**  
Matte Black  
6 1/4" C/C, 8" L

**431-MB**  
Matte Black  
1 1/4" DIA

## IRON FORGE



**K558-BL**  
Matte Black  
96mm, 6" L



**K558-SI**  
Swedish Iron  
96mm, 6" L

## TAHOE



**602-96BLK**  
Black  
96mm C/C

**602S-BLK**  
Black  
1 1/4" SQ



**602-96DMAC**  
Distressed Oil Rubbed Bronze  
96mm C/C

**602S-DMAC**  
Distressed Oil Rubbed Bronze  
1 1/4" SQ



**602-96SIM**  
Distressed Antique Silver  
96mm C/C

**602S-SIM**  
Distressed Antique Silver  
1 1/4" SQ

## DELGADO



**K519-96ABSB**  
Brushed Antique English  
96mm C/C

**K519-ABSB**  
Brushed Antique English  
1 1/2" L



**K519-96DBN**  
Antique Pewter  
96mm C/C

**K519-DBN**  
Antique Pewter  
1 1/2" L



**K519-96SN**  
Satin Nickel  
96mm C/C

**K519-SN**  
Satin Nickel  
1 1/2" L

# Hardware

## ASHER



**193-3-BNBDL**  
3" C/C, 3/4"L



**193-128-SN**  
5" C/C, 5/4"L



**193-128-BNBDL**  
5" C/C, 5/4"L



**193-160-SN**  
6 1/4" C/C, 6 9/16"L

## ROWVILLE



**K3235-96-BRN**  
Brushed Nickel  
96mm, 5 1/8"L



**K3235-96-BL**  
Matte Black  
96mm, 5 1/8"L



**K3235-96-ORB**  
Oil Rubbed Bronze  
96mm, 5 1/8"L



**K3235-128-BRN**  
Brushed Nickel  
128mm, 6 3/8"L



**K3235-128-BL**  
Matte Black  
128mm, 6 3/8"L



**K3235-128-ORB**  
Oil Rubbed Bronze  
128mm, 6 3/8"L

## BREMEN



**K527-ABMD**  
Antique Brass  
96mm C/C



**K117-ABMD**  
Antique Brass  
1 1/4" DIA



**K527-DACM**  
Black Iron  
96mm C/C



**K117-DACM**  
Black Iron  
1 1/4" DIA



**K527-DBAC**  
Dark Brushed  
Antique Copper  
96mm C/C



**K117-DBAC**  
Dark Brushed  
Antique Copper  
1 1/4" DIA



**K527-SIM**  
Pewter  
96mm C/C



**K117-SIM**  
Pewter  
1 1/4" DIA

## INSPIRATION I



**A1590-G10**  
Satin Nickel  
3" C/C



**A1586-G10**  
Satin Nickel  
1 3/8" DIA



**A1590-ORB**  
Oil Rubbed  
Bronze  
3" C/C



**A1586-ORB**  
Oil Rubbed  
Bronze  
1 3/8" DIA



**A1590-WN**  
Weathered  
Nickel  
3" C/C



**A1586-WN**  
Weathered  
Nickel  
1 3/8" DIA

## HUDSON



**650-96BNBDL**  
Brushed Pewter  
96mm C/C



**650-BNBDL**  
Brushed Pewter  
1 7/8" DIA



**650-96DBAC**  
Dark Brushed  
Antique Copper  
96mm C/C



**650-DBAC**  
Dark Brushed  
Antique Copper  
1 7/8" DIA



**650-96SN**  
Satin Nickel  
96mm C/C



**650-SN**  
Satin Nickel  
1 7/8" DIA



# Hardware

## FLORENCE



**K2981-SN**  
Brushed Nickel  
3" C/C



**K2980-SN**  
Brushed Nickel  
1 1/4" DIA



**K2981-DBAC**  
Dark Brushed  
Antique Copper  
3" C/C



**K2980-DBAC**  
Dark Brushed  
Antique Copper  
1 1/4" DIA



**K2981-AB**  
Antique English  
3" C/C



**K2980-AB**  
Antique English  
1 1/4" DIA



**K2981-ORB**  
Oil Rubbed  
Bronze  
3" C/C



**K2980-ORB**  
Oil Rubbed  
Bronze  
1 1/4" DIA



**K2981-DACM**  
Dark Copper  
Machine  
3" C/C



**K2980-DACM**  
Dark Copper  
Machine  
1 1/4" DIA

## WESTBURY



**K3899-DBAC**  
Dark Brushed  
Antique Copper  
3" C/C



**K3898-DBAC**  
Dark Brushed  
Antique Copper  
1 1/4" DIA

## KANE



**A53701-WN**  
Weathered Nickel  
3" C/C



**A53700-WN**  
Weathered  
Nickel  
1 1/8" DIA



**A53701-ORB**  
Oil Rubbed  
Bronze  
3" C/C



**A53700-ORB**  
Oil Rubbed  
Bronze  
1 1/8" DIA

## REFINED MISSION



**D521-BL**  
Black  
3" C/C



**D523-BL**  
Black  
1 1/8" DIA



**D521-SN**  
Brushed Nickel  
3" C/C



**D523-SN**  
Brushed Nickel  
1 1/8" DIA



**D521-W**  
Wrought Iron  
3" C/C



**D523-W**  
Wrought Iron  
1 1/8" DIA

## DENALI

\*Also available in Satin Nickel (SN)  
& Honey Bronzed (HB)



**K773-SAB\***  
Sable  
96mm, 5 1/4" L

**K4618-SAB\***  
Sable  
1" x 3 3/4"  
1" DIA, Backplate 7/8" x 3"

## TRADITIONAL MISSION



**D529-A**  
Black  
3 3/4" x 2",  
3" C/C



**D527-A**  
Black  
1" x 3 3/4",  
2 1/4" C/C



**D529-AE**  
Antique English  
3 3/4" x 2",  
3" C/C



**D527-AE**  
Antique English  
1" x 3 3/4",  
2 1/4" C/C



**D529-B**  
Pewter  
3 3/4" x 2", 3" C/C



**D527-B**  
Pewter  
1" x 3 3/4",  
2 1/4" C/C

## FACTOR

(Knob #36780-FB not shown)



**36781-FB\***  
Matte Black  
96mm, 4-5/16" L



**36782-FB\***  
Matte Black  
128mm, 5-9/16" L



**36783-FB\***  
Matte Black  
192mm, 8-1/8" L

## WOODEN PULLS & KNOBS

AVAILABLE IN OAK & CHERRY



**BBW-5**  
Wooden Pull



**K40-B**  
Wooden Knob



**BBW-5A**  
Wooden Pull



**K45-B**  
Wooden Knob

\*Also available in Champagne Bronze (CZ) & Satin Nickel (G10)



## *Luxwood Warranty*

Cedar Ridge Furniture warrants its Furniture products by providing a 10 year limited warranty to the original purchaser. Should any of our furniture products fail due to defects in material or workmanship under normal use within this period, Cedar Ridge Furniture will at its own discretion, repair or replace the defective part. This warranty is not transferable.

This warranty does not cover products which are misused, abused, mishandled, improperly installed, improperly stored, changed, modified, or are subject to extreme temperatures or extreme moisture levels. This warranty is not valid for products used for any purpose other than the purpose for which they were originally intended.

This warranty does not cover the cost of installation, removal, subsequent damage, or transportation of the defective product regardless of whether work was performed by a contractor, service company or yourself.

Variations in color and grain patterns are a natural characteristic of wood. Color changes may occur as a result of aging, exposure to light, heat, and other natural and chemical elements. Color variations and changes are not covered by this warranty.

To submit a claim under this warranty, contact the nearest Cedar Ridge Furniture retailer, or send a letter explaining the defect, with a dated sales receipt as proof of purchase to:

Attn: Claims Department  
Cedar Ridge Furniture  
112 Maxwell Hill Rd. Morgantown, PA 19543



# LUXWOOD FURNITURE *Care Guide*

## Protecting Your Investment

Your fine furniture represents an investment, and protecting your investment by caring for it properly ensures years - perhaps generations - of heirloom-quality beauty and use. Read on to learn the simple, yet important steps necessary to keep your high-end wood furniture as beautiful in the future as it is the day it's delivered to your home.

## Conversion Varnish Versus Lacquer

LuxWood's craftsmen finish their office furniture with conversion varnish, rather than with less-expensive, lower-quality lacquer, which is routinely used on inferior, mass-produced furniture. Conversion varnish offers far superior results, providing a much greater hardness that makes it more difficult to scratch as well as giving the wood a greater resistance than does lacquer to moisture and substances such as ketchup, mustard, vinegar, lemon juice and many others. Please remember, however, that although a conversion-varnish finish is scratch and mar-resistant, and not nearly as susceptible to water damage as other finishes, it does still require proper care.

## Fine Furniture Dos & Don'ts

- Do limit direct sunlight on your wood furniture. Place your furniture away from (especially) west-facing windows, most importantly during the afternoon, when the sun's UV rays are at their strongest, or make sure you close your drapes or curtains at this time of day.
- Do ensure that humidity levels in rooms in which your wood furniture is kept are not too high or too low. Humidity can cause wood furniture to warp, while aridity (hot, dry air) can cause cracking and splitting; so if necessary, keeping humidity between 40%-45% by utilizing a humidifier during very dry weather (such as in the winter, when heating dries out the air) and a dehumidifier in warm, damp weather, such as in the summertime.
- Do position wood furniture away from heat sources such as fireplaces, wood stoves, radiators, heating vents and/or ducts.
- Do avoid excessive waxing (polishing) and never use products that contain silicones, as these can damage the conversion-varnish finish. Once or twice a month with a high-quality product (such as Guardsman Wood Polish) should suffice; otherwise, you are "polishing the polish" and thus merely rubbing dust and dirt into the finish. Instead, clean your furniture occasionally with an unsoiled, barely damp cloth (old tee shirts, cloth diapers or other cotton items work wonderfully!) followed immediately by a dry cloth. To clean deeper, add a drop or two of very mild dishwashing soap (avoid silicone oils or any ammonia-based cleaners), to a dampened cloth, making sure all soap is removed by going over it with another clean (soapless), slightly moist cloth and finally with the dry cloth.
- Do dust often - once a week, preferably - as dust may contain abrasive particles that can possibly damage the finish if left to accumulate. Again, use a soft, clean (dry) cloth and follow the grain of the wood as you wipe across it.
- Do make sure that any damp, printed material, such as newspapers, magazines and even plastic bags with print on them do not remain on the surface of your fine wood furniture long enough to transfer ink or dye into the finish. This can occur not only, for instance, if these items have been brought in after a rain shower or have gotten wet by some other means, but even if the room has high humidity. If this does occur, immediately remove the items and dry the area with a clean cotton cloth.
- Do keep your high-end furniture away from tobacco smoke. You may not detect a problem immediately; however, over time, smoke particulates build up on the surface of the wood and add a yellowish tinge to the finish.
- Don't use any cleaning product on wood furniture that contains bleach. Bleach does to furniture what it does to your clothes: removes color. Your LuxWood wood furniture features beautiful, hand applied stains carefully selected by you and matched to your choice of wood, so bleaching would serve only to defeat the purpose of this beautiful, added value feature. Bleach also damages the conversion varnish in addition to reversing the benefits of any wax or polish you may have previously used.
- Don't use abrasive-type cleansers. Products containing them will scratch and mar the finish of even the most durably finished furniture.
- Don't allow ammonia to come into contact with fine wood furniture. It can cause oak to blacken and yellowing of painted furniture.
- Don't allow drinks to set down on furniture without a coaster and make sure the coasters have a non-scratching bottom surface.
- Don't set objects that are hot or cold or that have sharp edges on surface of wood furniture without a pad beneath them.

Although conversion-varnish finish is notably tough and durable, it is not indestructible. Our craftsmen utilize this particular type of wood finish specifically because of its superior hardness and mar-resistant qualities; however even furniture finished with conversion-varnish must be cared for properly and can still be scratched and damaged, so attention should be taken in its upkeep and care.

## One more thing...

A conversion varnish finish requires at least a month from its application, along with consistent temperatures of at least 70° Fahrenheit, for its qualities to achieve their maximum protection, performance and effect. Because your LuxWood furniture is never mass-produced, but handcrafted at the time it is ordered and shipped immediately upon completion, please use extra caution in its care for the first few weeks (at least 30 days) that you have it in your possession - and then, following the above fine-furniture care advice, enjoy your investment of the finest-quality furniture available, handcrafted and proudly made in the USA!



Authorized Dealer

*Carefully crafted*  
with you in mind